

Committee(s): Streets and Walkways Sub- Committee.	Date: February 2017
Subject: Quarterly summary of City of London Police targeted roads policing activity.	Public
Report of: Insp. Sarah Smallwood	For Information
Report author: Insp. Sarah Smallwood Transport and Highways Operations Group City of London Police Uniform Policing	

Summary

This report contains details of recent and forthcoming planned criminal enforcement and educational activity carried out by the City of London Police Transport and Highways Operations Group (THOG) in support of the City of London Road Danger Reduction Plan, National Police enforcement campaigns, and public safety.

Additional Traffic enforcement and educational activity is carried out by other sections of the City of London Police that are not reported here, such as the remote enforcement of speeding offences in Upper and Lower Thames Street, and on Tower Bridge.

Recommendation(s)

Members are asked to note the report.

Main Report

Background

1. In October we continued Tower Bridge diversion patrols in support of CoL and Transport for London (TfL). There was Op Atrium enforcement and an Exchanging Places Roadshow on 27th October, and operations with Public Carriage Office and an NPCC campaign targeting uninsured drivers.
2. In November undertook NPCC campaign for use of mobile phone whilst driving, and in a pan-Europe TISPOL campaign Op Trivium to target criminality by foreign national offenders. Op Atrium, an Exchanging Places roadshow and Public Carriage Office enforcement operations continued.

3. In December we participated in the national NPCC Christmas Drink and Drug campaign.
4. In the quarter January to March 2017, we have planned National Police Chief Council campaigns on mobile phone use, Carriage of Dangerous Goods and Operation Truck and Bus. We have operations scheduled in conjunction with Public Carriage Office on hackney carriage and private hire vehicles. Further operations will be undertaken on speeding, construction and use offences, and pedal cycle enforcement. An education roadshow will also be scheduled.

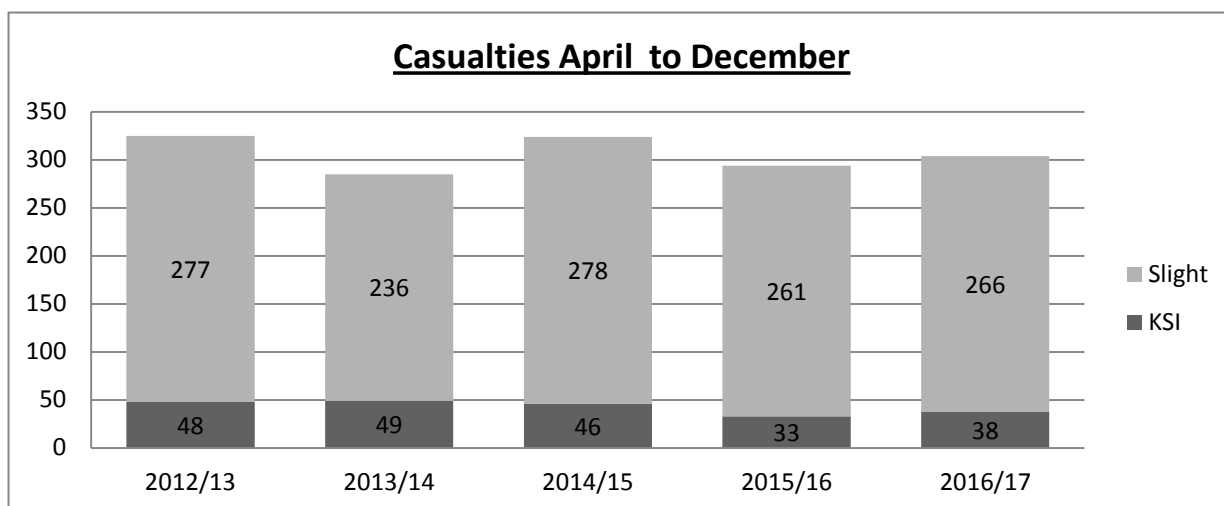
Current Position

5. Collisions (by category of injury)

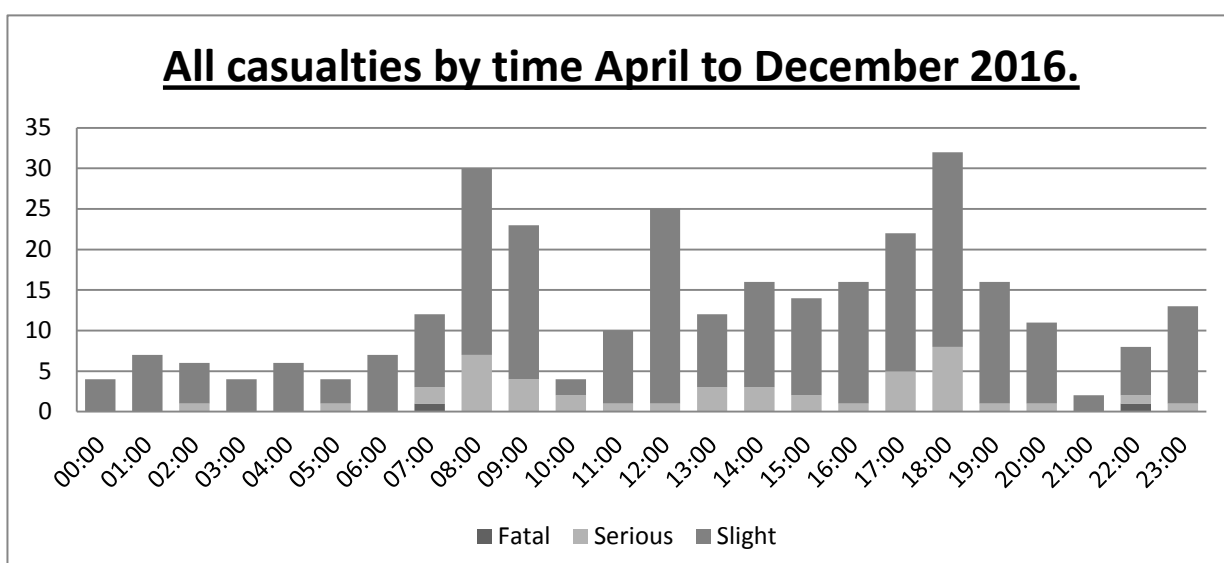
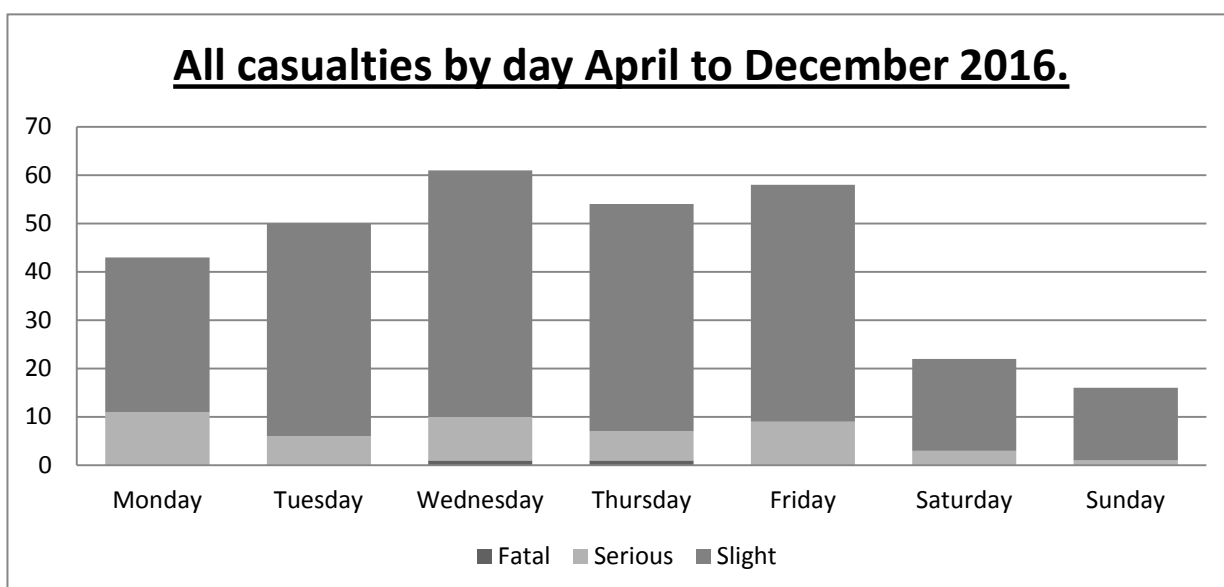
	Apr	May	Jun	Jul	Aug	Sep	Oct	Nov	Dec	Jan	Feb	Mar
FATAL	0	0	0	0	0	0	1	1	0			
SERIOUS	4	2	4	6	6	2	6	5	1			
SLIGHT	30	21	28	23	23	22	22	43	26			

Casualty severity definition can be found at Appendix 1

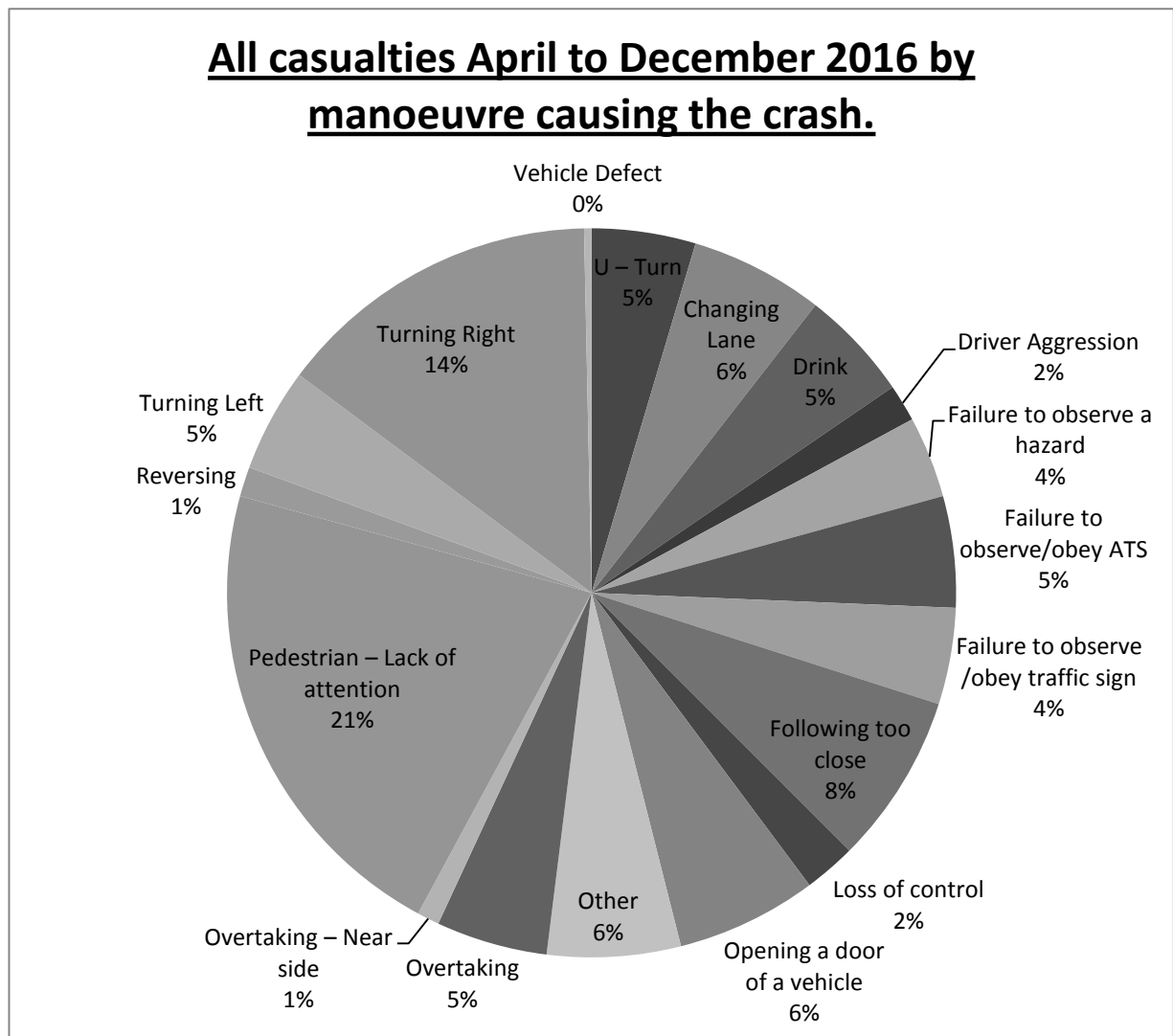
CLASSIFICATION	Casualties for months of:											
	April to December 16				April to December 2015				April to December 14			
	FATAL	SER.	SLIGHT	TOTAL	FATAL	SER.	SLIGHT	TOTAL	FATAL	SER.	SLIGHT	TOTAL
PEDESTRIANS	1	16	67	84		17	69	86	1	15	77	93
PEDAL CYCLES		11	105	116	1	8	96	105	3	16	95	114
POWERED 2 WHEEL	1	6	52	59		5	35	40		6	59	65
CAR OR TAXI		1	28	29			40	40		2	24	26
P.S.V.		2	11	13		2	15	17		2	19	21
GOODS			3	3			6	6		1	3	4
OTHER				0				0			1	1
Total Casualties	2	36	266	304	1	32	261	294	4	42	278	324
PI Collisions	2	36	238	276	1	32	228	261	4	41	242	287



6. Casualties (by Time and Day)



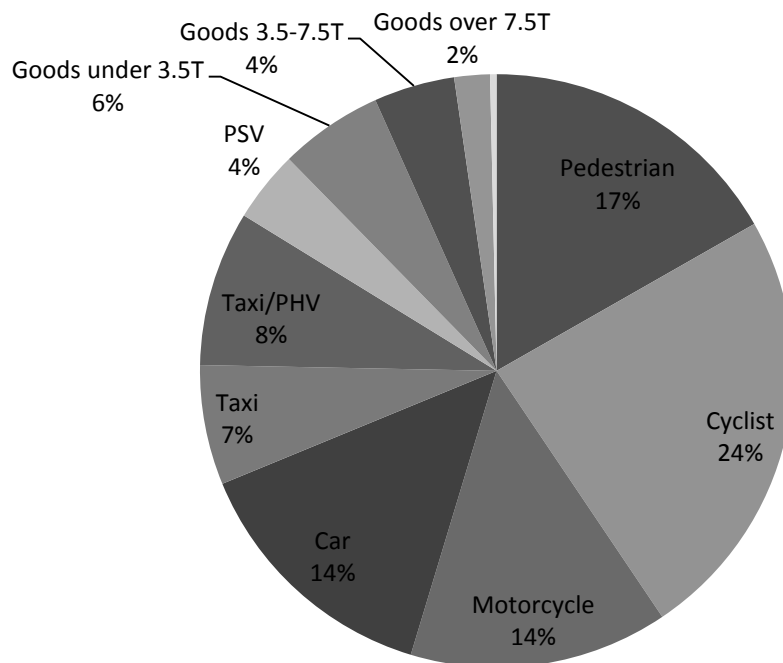
7. Manoeuvres resulting in collisions



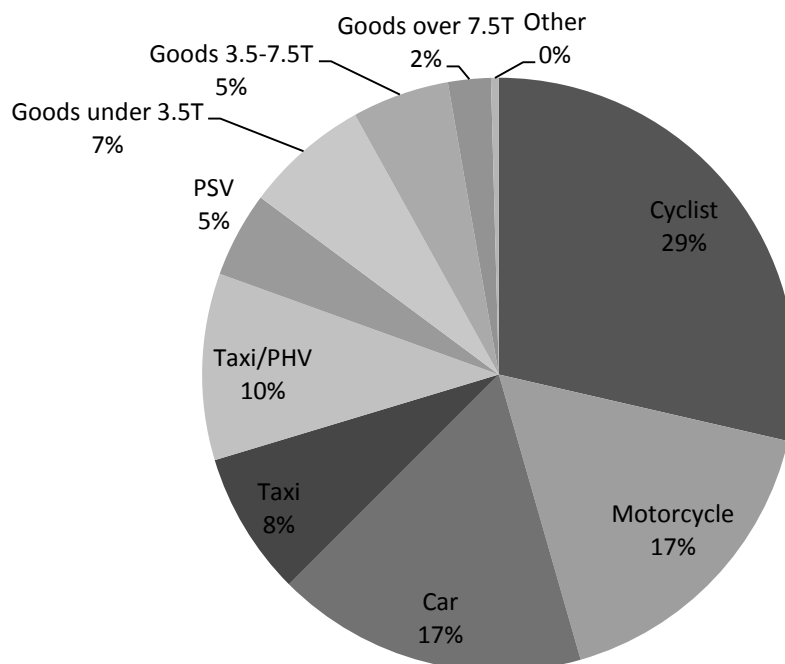
8. Modes involved by percentage

Some vehicles are classed as Taxi/Private Hire in the following chart as it is not possible from the information available to identify which they are, whilst some are definitely Taxis.

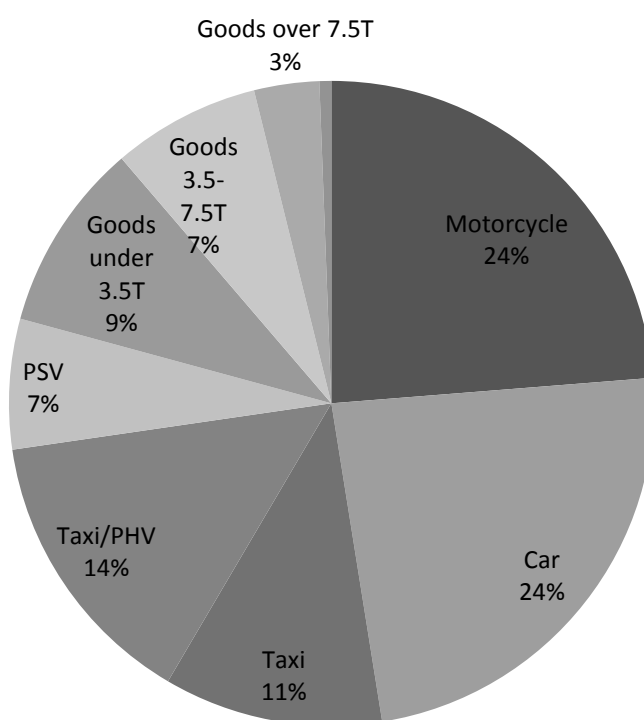
All modes involved in Personal Injury crashes April to December 2016



All vehicles involved in Personal Injury crashes April to December 2016



All motor vehicles involved in Personal Injury crashes April to December 2016



9. Enforcement activity

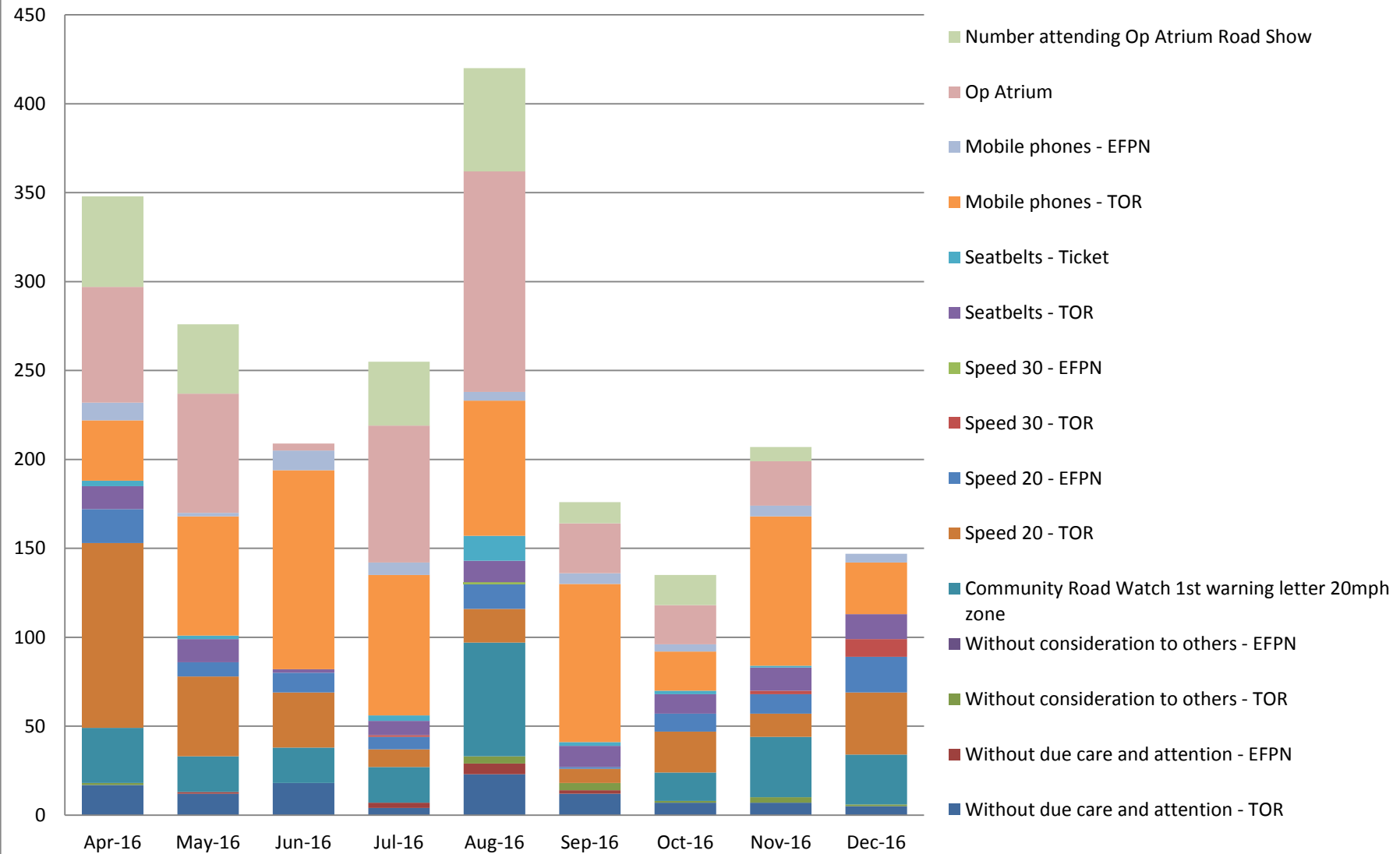
	Apr-16	May-16	Jun-16	Jul-16	Aug-16	Sep-16	Oct-16	Nov-16	Dec-16	Jan-17	Feb-17	Mar-17	TOTAL
Without due care and attention - TOR	17	12	18	4	23	12	7	7	5				105
Without due care and attention - EFPN	0	1	0	3	6	2	0	0	0				12
Without consideration to others - TOR	1	0	0	0	4	4	1	3	1				14
Without consideration to others - EFPN	0	0	0	0	0	0	0	0	0				0
Community Road Watch 1st warning letter 20mph zone	31	20	20	20	64	0	16	34	28				233
Speed 20 - TOR	104	45	31	10	19	8	23	13	35				288
Speed 20 - EFPN	19	8	11	7	14	1	10	11	20				101
Speed 30 - TOR	0	0	0	1	0	0	0	2	10				13
Speed 30 - EFPN	0	0	0	0	1	0	0	0	0				1
Seatbelts - TOR	13	13	2	8	12	12	11	13	14				98
Seatbelts - Ticket	3	2	0	3	14	2	2	1	0				27
Mobile phones - TOR	34	67	112	79	76	89	22	84	29				592
Mobile phones - EFPN	10	2	11	7	5	6	4	6	5				56
Op Atrium	65	67	4	77	124	28	22	25	0				412
Number attending Op Atrium Road Show	51	39	0	36	58	12	17	8	0				221
Total enforcement activity for month	348	276	209	255	420	176	135	207	147	0	0	0	2173

TOR – Traffic Offence Report

EFPN –Endorsable Fixed Penalty Ticket

Operation Atrium – Cycle enforcement activity

City Police Roads Policing Enforcement activity 2016.



Appendices

Appendix 1

Definitions used in recording of collision data.

Inspector Sarah Smallwood

City of London Police

T: 020 7601 2177

E: sarah.smallwood@cityoflondon.pnn.police.uk

Appendix 1

Accident: Involves personal injury occurring on the public highway (including footways) in which at least one road *vehicle* or a *vehicle* in collision with a *pedestrian* is involved and which becomes known to the police within 30 days of its occurrence. One accident may give rise to several *casualties*.

Casualty: A person *killed* or *injured* in an *accident*. Casualties are sub-divided into *killed*, *seriously injured* and *slightly injured*.

Fatal accident: An accident in which at least one person is *killed*.

Killed: Human casualties who sustained injuries which caused death less than 30 days after the *accident*. Confirmed suicides are excluded.

KSI: *Killed or seriously injured*.

Serious injury: An injury for which a person is detained in hospital as an “in-patient”, or any of the following injuries whether or not they are detained in hospital: fractures, concussion, internal injuries, crushings, burns (excluding friction burns), severe cuts, severe general shock requiring medical treatment and injuries causing death 30 or more days after the *accident*. An injured *casualty* is recorded as *seriously* or *slightly injured* by the police on the basis of information available within a short time of the *accident*. This generally will not reflect the results of a medical examination, but may be influenced according to whether the casualty is hospitalised or not

Slight injury: An injury of a minor character such as a sprain (including neck whiplash injury), bruise or cut which are not judged to be severe, or slight shock requiring roadside attention. This definition includes injuries not requiring medical treatment.

In 2015 the DfT started to record Serious casualties as either Less Serious, Moderately Serious, and Very Serious based on the following injuries, but are not currently publishing the results.

LESS SERIOUS

OTHER HEAD INJURY

DEEP CUTS/LACERATIONS

FRACTURED ARM/COLLARBONE/HAND

FRACTURED LOWER LEG/ANKLE/FOOT

MODERATELY SERIOUS

MULTIPLE SEVERE INJURIES, CONSCIOUS

DEEP PENETRATING WOUND

OTHER CHEST INJURY, NOT BRUISING

FRACTURED PELVIS OR UPPER LEG

LOSS OF ARM OR LEG (OR PART)

VERY SERIOUS

MULTIPLE SEVERE INJURIES, UNCONSCIOUS

INTERNAL INJURIES

SEVERE CHEST INJURY, ANY DIFFICULTY BREATHING

SEVERE HEAD INJURY, UNCONCIOUS
BROKEN NECK OR BACK
FATAL
DECEASED